

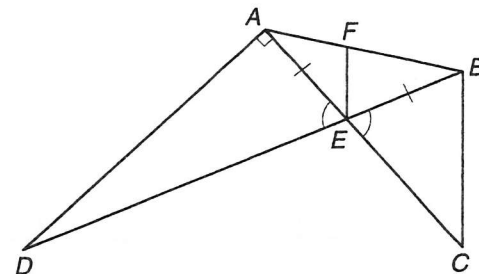
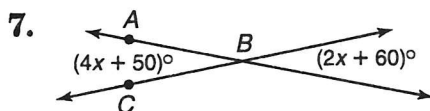
Practice

Homework
Module 6

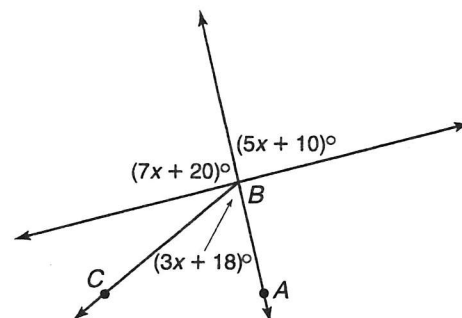
Angle Relationships

Refer to the figure at the right to answer each question.

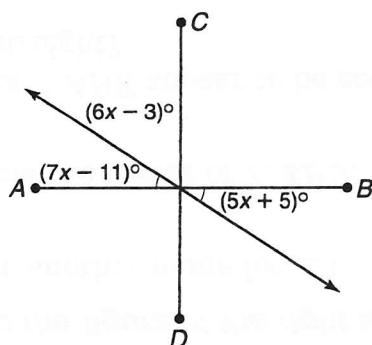
1. Name a pair of vertical angles.
2. Can you assume that $\angle EFB$ is a right angle from the figure?
3. Which angle is supplementary to $\angle FEB$?
4. Can you assume $\overline{AE} \cong \overline{BE}$?
5. Can you assume that F bisects \overline{AB} from the figure?
6. Name an angle adjacent, but not supplementary, to $\angle DEA$.

Find the value of x and $m\angle ABC$.

8.

For each figure, find the value of x . Then determine if $\overline{AB} \perp \overline{CD}$.

9.



10.

